

Dr. Seuss
Fact Family
Task Cards

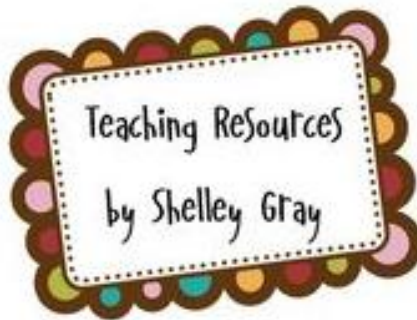
Created by Shelley Gray



Copyright © Shelley Gray 2012
All rights reserved by the author.
Permission to copy for classroom use only.
Electronic distribution limited to classroom use only.

Join me on Facebook to become part of a
collaborative teacher community!

<http://www.facebook.com/teachingresourcesbysheleygray>



Follow me on Teachers Pay Teachers to receive new
product notifications direct to your inbox!

<http://www.teacherspayteachers.com/Store/Shelley-Gray/Products>





ABOUT this RESOURCE

The task cards in this resource are intended to provide practice with fact families. Students will use the three numbers from each task card to create two addition equations and two subtraction equations.


This resource is divided into three different levels to allow you to target the specific and unique abilities within your diverse classroom. Level 1 includes numbers up to 20, and is intended for young students or for those requiring work at an easier level.

Level 2 includes numbers up to 50, and Level 3 is the most difficult, with numbers up to 100. You may choose to use only the level that corresponds to your grade level standards, or alternatively you may choose to use different task cards for different students in order to ensure that everyone is working to their maximum potential.

To use these task cards, simply laminate, cut and set out at a math workstation along with the accompanying recording sheets. Students can choose a task card and record the four equations for each card in any box on their recording sheet.

Enjoy!

Use these blank cards to further individualize your learning centers.



Directions

Use the numbers on each task card to create two addition equations and two subtraction equations.



Example:

$$3 + 5 = 8$$

$$5 + 3 = 8$$

$$8 - 5 = 3$$

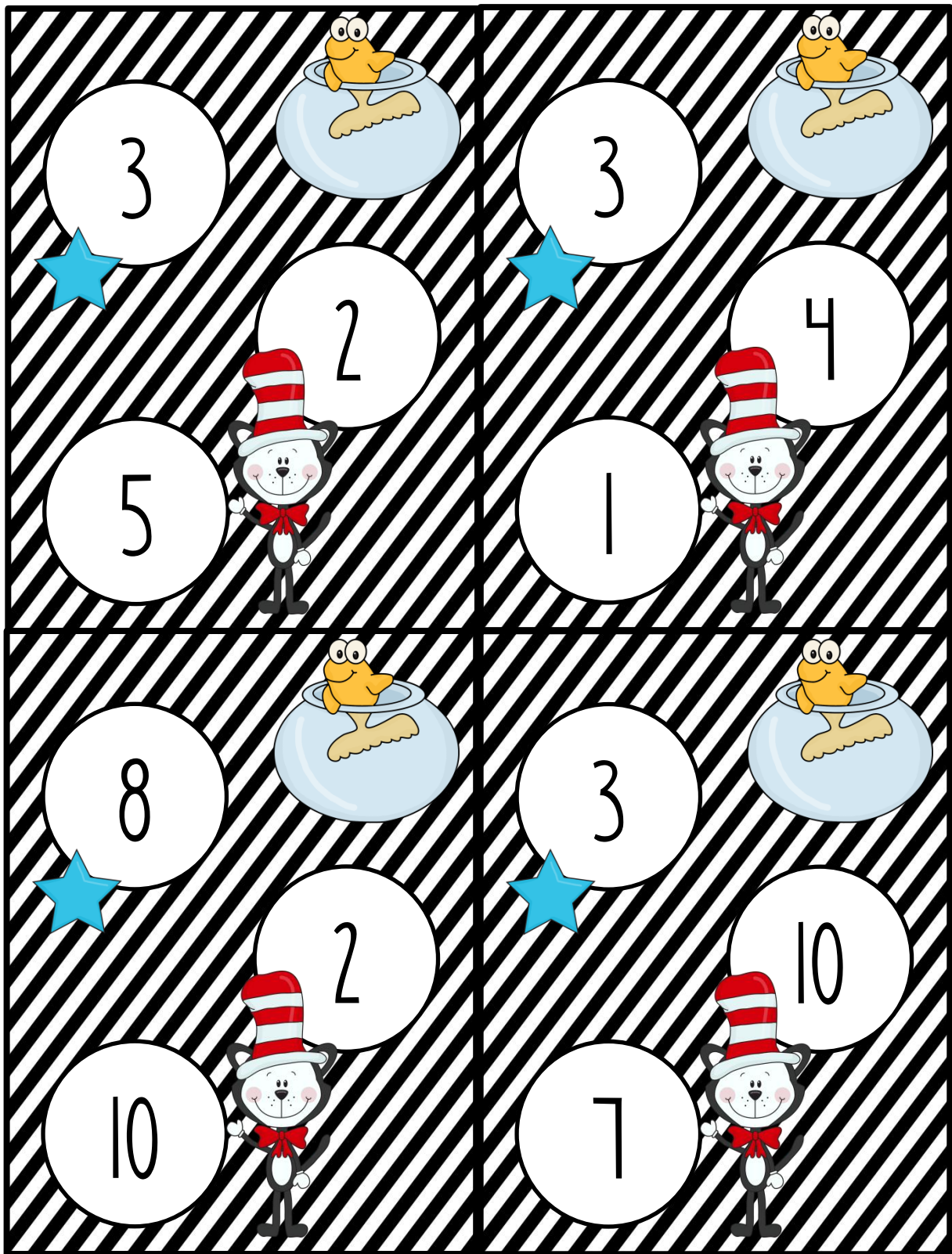
$$8 - 3 = 5$$







Level 1


The task cards in Level 1 include numbers from 1 to 20. Use these cards for young students or those requiring work with easier numbers.














Record the Equations


Choose a task card. Use the numbers to create two addition equations and two subtraction equations. Write the four equations in a box below.





Level 2

The task cards in Level 2 include numbers from 1 to 50. Use these cards as a follow-up to Level 1 or for those requiring a greater challenge.














Record the Equations


Choose a task card. Use the numbers to create two addition equations and two subtraction equations. Write the four equations in a box below.





Level 3

The task cards in Level 3 include numbers from 1 to 100. Use these cards as a follow-up to Level 2 or for students requiring a greater challenge.














Record the Equations

Choose a task card. Use the numbers to create two addition equations and two subtraction equations. Write the four equations in a box below.



Thank-you!

Thank you for your download. If you have questions, concerns or general comments, please feel free to contact me at

shelley_gray@hotmail.com

or through my Facebook page at

<http://www.facebook.com/teachingresourcesbyselleygray>

Have a wonderful day!

~Shelley

Some of the graphics and lettering for this resource are courtesy of:

[Print Candee](#) and [Scrappin Doodles](#)

Copyright © Shelley Gray 2012

All rights reserved by the author.

Permission to copy for classroom use only.

Electronic distribution limited to classroom use only.